

SSL-HBLED SERIES



SSL-HBLED105

SSL-HBLED155

SSL-HBLED220

Product Description

The SSL-HBLED is our new LED High Bay fixture for a wide variety of applications and mounting heights. Precision-designed optics, multiple distributions, and a choice of lumen outputs and color temperatures make the energy-efficient SSL-HBLED the ideal solution for industrial, commercial and other high bay applications.

Features

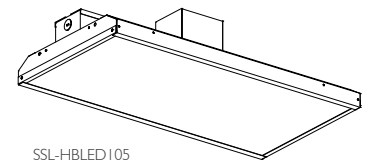
- Die formed 20-Gauge cold-rolled steel housing.
- Vega-95 reflectors.
- LG LED Chips.
- 5-year warranty.
- Dimmable driver.

Mounting

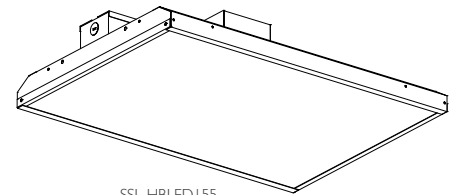
Our LED High Bay can be suspended from the ceiling by either AYC or EYE chain, Aircraft cable or it can be mounted on the ceiling directly.

Installation Recommendation Options

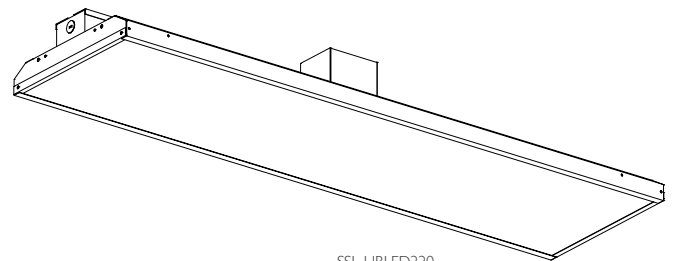
- | | | |
|--------------|--------------|----------------------------|
| • Aisles | • SSL-SLED | • Clear Acrylic Lens Frame |
| • Warehouses | • HB-4T5 | • Wireguard |
| • Industrial | • IB-HB-6/T5 | • Occupancy Sensor |
| • Commercial | | |



SSL-HBLED105



SSL-HBLED155



SSL-HBLED220

Model Number	Input Power	Lumens	CCT	Dimensions	Volt
SSL-HBLED105/50	105W	13006lm	5000K	23.8" x 12.6" x 3.62"	120 - 277V
SSL-HBLED155/50	155W	19382lm	5000K	23.8" x 17.3" x 3.62"	120 - 277V
SSL-HBLED220/50	220W	25960lm	5000K	45.9" x 12.6" x 3.62"	120 - 277V