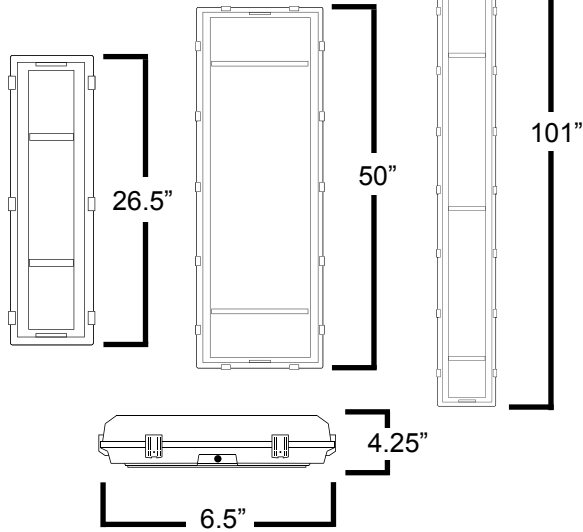


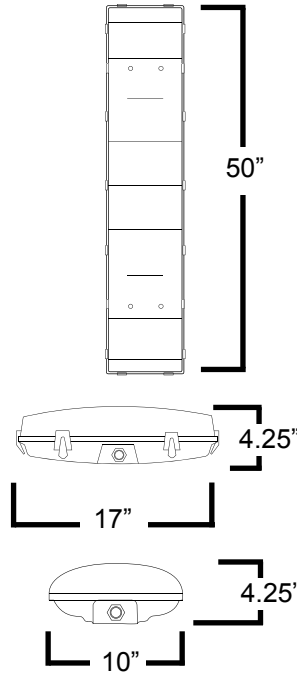
# WP-STD

## Dimensions

WP-STD-2X17  
WP-STD-2X32  
WP-STD-4X32/8FT



WP-STD-3X32/HIGHBAY  
WP-STD-4X32/HIGHBAY



## Mounting Options

- Chain Mount
- Surface Mount

## Benefits

- High Performance Electronic Ballast Reduces Maintenance Cost
- Last Through Humidity, Dusty and Corrosive Areas
- IP65 Rated Fixture
- High Quality Electronic Ballast

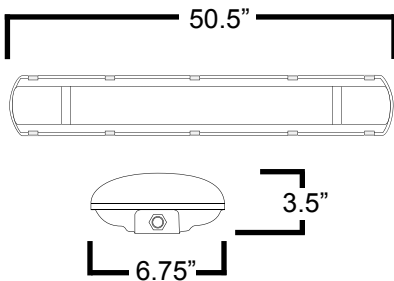
## Structure

- Stainless Steel Latches
- Clear Impact Resistant Acrylic Lens Diffuser
- High Quality Twist Lock Socket
- Polyethylene Housing

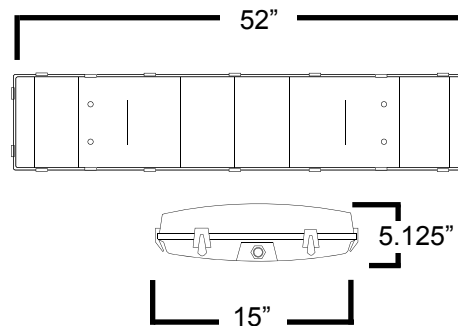
## Warranty

2 Years Fixture  
5 Years Ballast

WP-STD-254



WP-STD-454



Model	Dimensions	Lamp QTY	Lamp Type	Watts	Volt
WP-STD-2X17	26.5"x6.5"x4.25"	2	T8	32W	120-277V
WP-STD-2X32	50"x6.5"x4.25"	2	T8	32W	120-277V
WP-STD-3X32/HIGHBAY	50"x10"x4.25"	3	T8	32W	120-277V
WP-STD-4X32/HIGHBAY	50"x17"x4.25"	4	T8	32W	120-277V
WP-STD-4X32/8FT	101"x6.5"x4.25"	4	T8	32W	120-277V
WP-STD-254	50.5"x6.75"x3.5"	2	T5	54W	120-277V
WP-STD-454	52"x15"x5.125"	4	T5	54W	120-277V

