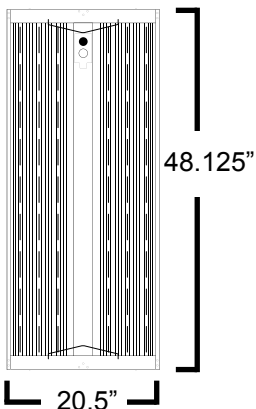


# FP-HB

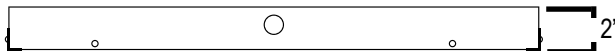
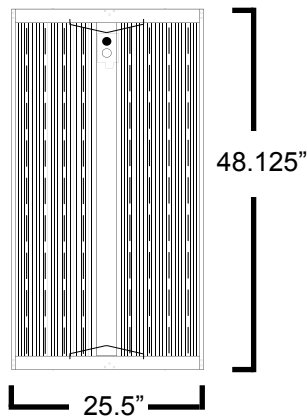


## ■ Dimensions

FP-HB6/T5



FP-HB8/T5



## Mounting Options

- AYC Chain Mount
- EYE Chain Mount

## Benefits

- High Performance Electronic Ballast Reduces Maintenance Cost
- Energy Efficient
- All Lamps Can Be Install And Removed Individually
- The High Bay Can Be Place 15ft – 45ft Ceiling

## Structure

- 20-Gauge Steel Throughout The Whole Body
- Aluminum Reflector
- High Quality Twist Lock Socket
- Pretreated With Five Stage Iron Phosphate Process

## Warranty

- 2 Years Fixture
- 5 Years Ballast

## Accessories

- Motion Sensor

Model	Dimensions	Lamp QTY	Lamp Type	Watts	Volt
FP-HB6/T5	48.125"x20.5"x2"	6	T5	54W	120-277V
FP-HB8/T5	48.125"x25.5"x2"	8	T5	54W	120-277V