

5004/5012



Mounting Options

- Wall Flush Mount
- Ceiling Flush Mount

Benefits

- Easy Installation
- Energy Efficient
- Light Weight
- Cost Efficient

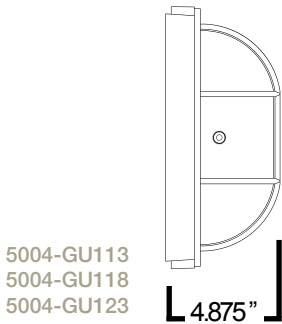
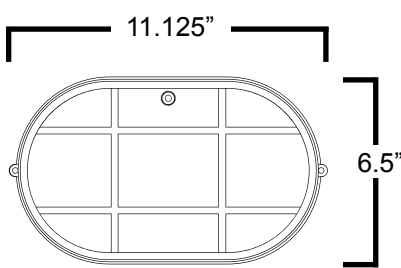
Structure

- Frost Glass
- Matt Black

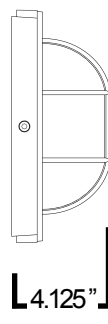
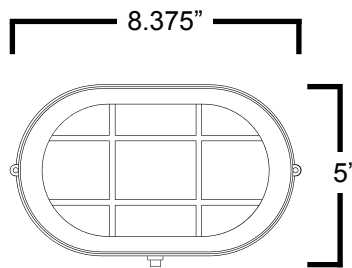
Warranty

2 Year Warranty

■ Dimensions



5004-GU113
5004-GU118
5004-GU123



5012-GU113
5012-GU118
5012-GU123

Model	Dimensions	Lamp QTY	Lamp Type	Watts	Volt
5004-GU113	11.125"x6.5"x4.875"	1	GU24	13W	120-277V
5004-GU118	11.125"x6.5"x4.875"	1	GU24	18W	120-277V
5004-GU123	11.125"x6.5"x4.875"	1	GU24	23W	120-277V
5012-GU113	8.375"x5"x4.125"	1	GU24	13W	120-277V
5012-GU118	8.375"x5"x4.125"	1	GU24	18W	120-277V
5012-GU123	8.375"x5"x4.125"	1	GU24	23W	120-277V