

5003/5011



Mounting Options

- Wall Flush Mount
- Ceiling Flush Mount

Benefits

- Easy Installation
- Energy Efficient
- Light Weight
- Cost Efficient

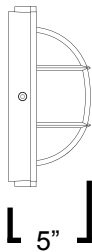
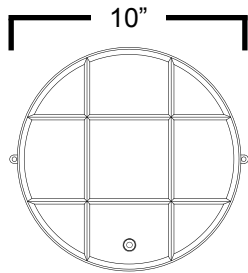
Structure

- Frost Glass
- Matt Black

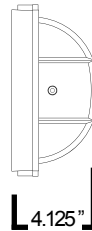
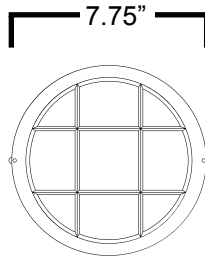
Warranty

2 Year Warranty

■ Dimensions



5003-GU213
5003-GU218
5003-GU223



5011-GU113
5011-GU118
5011-GU123

Model	Dimensions	Lamp QTY	Lamp Type	Watts	Volt
5003-GU213	10"x5"	2	GU24	13W	120-277V
5003-GU218	10"x5"	2	GU24	18W	120-277V
5003-GU223	10"x5"	2	GU24	23W	120-277V
5011-GU113	7.75"x4.125"	1	GU24	13W	120-277V
5011-GU118	7.75"x4.125"	1	GU24	18W	120-277V
5011-GU123	7.75"x4.125"	1	GU24	23W	120-277V

